

PITT DENTAL MEDICINE



MEET SOME OF
OUR **INSPIRING
LEADERS**

Pitt DentalMedicine

Dear Friends and Colleagues,

I am very pleased to provide you with our new issue of the Pitt Dental Medicine magazine. It is an exciting time with many new developments at our school. Together, we will continue to push Pitt Dental Medicine higher in a number of areas as we focus on clinical excellence, transformative research, service, and superior mentoring. We have had another year of successes and I am excited to engage with members of the Pitt Dental Medicine family to hear your ideas regarding how we can improve even more.

This issue showcases some of our achievements from this year, and I am pleased to report an increased success in the clinical areas of our school, new recruitments in a number of key positions, teaching advancements, technological implementations, and the continued success of our research enterprise. You likely have noticed our increased presence on social media platforms, and if you have not visited them yet, I encourage you to learn the latest news and information by following us on **Facebook**, **Twitter**, and **Instagram**, as well as the emerging platform **Pitt Commons**. Our social media provide you with a snapshot of many of our departments and Centers of Excellence at work. Pitt's new platform, the Pitt Commons interactive site, will connect alumni and friends to facilitate communication about healthcare and dental medicine issues important to us all (read more about Pitt Commons on page 25). It will become a new way for us to communicate and post important information for our network of friends. Sign on and become a part of our network by communicating regularly with us. We want to hear your ideas and share with you what is new in our world.

Late last year, we held a Strategic Visioning Initiative to reestablish some initial priorities for our school. This is a living project and document, which was distributed earlier this year. Inside, you will see the insights of some of our leaders as we put your ideas into action. We continue that work this year with ongoing opportunities for you to **Voice Your Vision** for the school. I have heard from many of you and look forward to hearing from more of you with your best ideas. The entire community's engagement is particularly important in this process and opinions coming from a broad group of people will help set the course of our school. In this issue, you will start to see some of those initiatives come to life.

**PITT DENTAL MEDICINE IS BUILT FOR DISCOVERY
AND WE AIM TO PROVIDE TRANSFORMATIVE
CURES, TECHNOLOGIES, AND SOLUTIONS
TO MANY OF SOCIETY'S TOUGHEST PROBLEMS.**

Believing in the Courage and Fortitude of Our Researchers

Our research enterprise has achieved a new level of success again this year with an unprecedented second year in a row being ranked in the top 5 of dental institutions receiving funding from the NIH/NIDCR. As we mentioned last year, the achievement is

not a ranking number on a list—it represents our hard work and investment in discovery, innovation, and scientific inquiry that has been rewarded by the very best peer groups. This level of funding award represents confidence that our scientists have the best ideas and are in the best environment to find the answers and cures to solve the world's most challenging craniofacial and oral health problems. The strong ranking of 5th reflects that excellence, and we celebrate all of those who have contributed to that success— notably, the commitment, leadership, and investment by our previous Dean, Dr. Thomas Braun, and the current Senior Vice Chancellor for the Health Sciences, Dr. Arthur L. Levine. Without the investment and leadership provided by them almost 20 years ago, we would not be here today with the ability to still grow and soar even higher. Today, we continue to expand our research platform, investing in our best scientists, and recruiting new leadership. Our research training program—with candidates enrolled to earn their Master's or PhD in oral and craniofacial sciences—is thriving. These are reflections of how we have grown and how we are now training tomorrow's leaders in research. You also will read about one of our new research laboratories with **Dr. Giuseppe Intini**, who has just been awarded \$2 million from the NIH. **Dr. Napierala** also recently received \$1.7 million in funding from the NIH for her laboratory, which is also featured in this issue. I am very excited to see what the future holds as they continue their investigations.

Pitt Dental Medicine Grows Through Strong Leadership

Several new leaders are taking new positions here at Pitt Dental Medicine this year. One of those is **Larry L. Cunningham, DDS, MD**, our new Chair of the Department of Oral and Maxillofacial Surgery, Associate Dean for Hospital Affairs, and Residency Program Director, facilitating the continued success of this department and its growth within the UPMC health system. The history of leaders in this department at Pitt is indeed a history of the specialty itself, in many ways. From the early 1900s, Pitt Dental Medicine has been a leader in surgical education, anesthesia delivery, and a number of other innovations. Dr. Cunningham aims to take that success even higher with his plans for the future. This issue also features some of that history and where new directions may lead us moving forward. You will also read about **Dr. Elizabeth Pawlowicz** who is our new Director of the General Practice Residency at the Montefiore Dental Center of UPMC. She and her colleagues continue to broaden the services at UPMC—particularly those associated with the Survivorship Clinic, lead by **Dr. Jonas Johnson**, Chair of Otolaryngology/Head and Neck Surgery.

Our clinical enterprise continues to grow, despite constricted space and the renovations that are occurring around us. Considerable efficiencies with increased utilization in our main clinic have provided our students with much more clinical experience and opportunity. These same efficiencies are now being engineered for our specialty areas and Centers of Excellence, such as the Dental Implant Center, headed by **Dr. Steven Kukunas**, and others.

Drs. Marnie Oakley and **Sarah Grafton** have been focused on retooling our electronic health record, providing better teaching opportunities and increasing patient flow by improving the patient experience. Patient-centered care is our primary mission in the treatment space, and we aim to provide the highest level of care possible with the latest technology with computer-assisted dentistry.

We are Dedicated to the Pittsburgh Community

One key aspect of our mission is service. This year we participated in one of our largest Mission of Mercy events ever. Held at Pittsburgh's PPG Paints Arena, we had a tremendous showing of school and local support to serve many patients who needed dental care. Hundreds of patients were helped and many were put on a path to better overall health. **Mr. Michael Zamagias** and his team helped organize one of the most impactful events of the year in our city, and our Pitt Dental Medicine family was "all in." This event was an amazing success and it touched the lives of many. My thanks to everyone who participated.

Community engagement is a vital aspect of what our mission is all about. One of our key goals is to extend our reach and impact through community engagement—locally and globally. We care for at-risk populations and people with some of the most complex oral health and craniofacial problems around. In this way, we are working to engage not just our region, but the global community. We continue to couple our efforts with UPMC and the Pitt's initiatives to allow us to be even more impactful. Our research and educational programs have worldwide recognition and now we have an even greater opportunity to engage with more partners across the globe and have our impact felt in new areas. Our alumni network is a key element of this effort and we look to engage with you to broaden our platform all over the world.

Education Remains Our Bedrock

We continue to train some of the very best students in the area and beyond. Dentistry has become incredibly competitive and is consistently ranked as one of the best professions or jobs in the country. Pitt Dental Medicine attracts some of the best students applying today because of the quality our school and the University have to offer. We are very pleased to train tomorrows leaders with the rich experiences that you see outlined in this report. Few institutions offer this level of integration and proximity to both the health sciences and the University-at-large to expand our students' experience. Please consider helping us decrease the burden of their tuition by donating to our scholarship funds today, or in other ways. You can help move us forward and bring our students more success. Inside this issue, you will see how some of our alumni give back in a variety of ways and also how our community of dental professionals work together at our events. Please join us for one of our upcoming gatherings to hear what is new and meet the exceptional people that make up our institution.

We aspire to be the destination for students, faculty and staff who want to be at a premiere and elite school of dental medicine—one

that is driven by innovation and blends clinical expertise with superior research and scholarly activity. We also should be a University-based oral healthcare delivery enterprise that patients choose because the experience represents the high quality and efficiency they expect from a premiere University coupled to a world-class health system. It is important that we succeed at these goals so we can be the best resource possible for our community and beyond. I believe that we will succeed most effectively by rewarding and cultivating a culture of interdisciplinary collaboration, diversity, equity, and cooperative interdependence.

Together, we can work to build that vision into a reality as we develop the future of integrated healthcare here at Pitt. Remember where it all started for you and imagine where we will go together.

Hail to Pitt!

Yours in service,



Bernard J. Costello DMD, MD, FACS, FICD
Dean and Professor
University of Pittsburgh
School of Dental Medicine



ON THE COVER



P 30 Dr. Paul Schwartz
(DMD '82, DenAnesth
'84, OMS '87)



P 4 Larry Cunningham
Jr., DDS, MD, FACS



P 29 Dr. Katie Ryan
(DMD '14)



P 10 Elizabeth
Pawlowicz, DMD



P 29 Dr. Paul Moore
(DMD '73, PhD '77,
MDS '73, MPH '99)



P 16 Dr. Giuseppe Intini



P 31 Dr. Sarah Grafton
(DMD 2000,
GPR 2001)



P 14 Dr. Dobrawa
Napierala

4	New Chair to Build on Pitt Dental Medicine's History of Transformation	24	20th Annual Dean's Scholarship Ball
8	Pitt Dental Medicine/UPMC Clinic Helps Survivors of Head and Neck Cancer	26	Providing Dental Care for Pittsburgh's Most Vulnerable Citizens
12	The Master's in Oral and Craniofacial Biology Gives Students a Competitive Edge	28	2019 Resident Meet & Greet
14	Dr. Dobrawa Napierala: Advancing Dental Medicine Treatment by Understanding Biomineralization	30-32	Student, Alumni and Faculty Updates
16	Dr. Giuseppe Intini: Impacting Craniofacial Surgery through Research	32-33	Pitt Dental Medicine is Well Represented at National Organized Dentistry Meetings
18	White Coat Ceremony 2019	34	Dr. Robert J. Weyant: Improving Oral Healthcare At Home and Abroad
20	2019 Pitt Dental Medicine Alumni Weekend	36	Why I Give: Dr. Erin Taylor
		38	In Memoriam
		40	Remembering Dr. Richard Doerfler

PITT DENTAL MEDICINE

WINTER 2019 Volume 18, Number 1

Dean
Bernard J. Costello DMD, MD

Editor
James Rosendale, MS

DENTAL ALUMNI ASSOCIATION

President
Cheryl Rosato, DMD

Vice President, Dental Hygiene
Susan Ban, RDH

Secretary
Arnold Peace, DMD

Alumni Affairs Director
Nancy Poe

Contributors
Amber Goldian

University of Pittsburgh School of Dental Medicine

Office of the Dean
440 Salk Hall, 3501 Terrace Street
Pittsburgh PA 15261

dental.pitt.edu

Pitt Dental Medicine is published semiannually by the Office of the Dean to facilitate communication among alumni, students and friends of the school. This publication holds itself not responsible for the opinions, theories and criticisms herein contained.

University of Pittsburgh is an affirmative action, equal opportunity employer.



LETTER FROM THE DENTAL ALUMNI ASSOCIATION PRESIDENT

Hello my friends,

Being your alumni president has given me opportunities that I never expected. In May of this year, I was asked to speak at the dental graduation at Heinz Hall, and in August at the White Coat Ceremony at Soldiers and Sailors Memorial Hall.

At both events, I tried sharing with my “young” colleagues, information that I had learned throughout my years as a dentist. I told them a few things I had learned in the last (almost) 40 years.

I mentioned that when my daughter, **Dr. Samantha Linkowski, (DMD '17)**, sat where they are, that I had told her two things that I thought were the most important—“Be kind, and learn how to give a good injection!” I also shared with them to make friends because you’re all in the same boat and will need each other during the next four years.

I advised them to make themselves a night guard. I would’ve said “bruxing splint”, but we all know that just the new terminology is enough to make them clench their teeth!

Lastly, I recommended that they attend the alumni/mentoring sessions. Free pizza and soda pop is a big draw for struggling students!

There is so much more I could have added, but maybe, as an alum (who is reading this article), you can help with that.

Mentoring sessions take place on occasional evenings, usually beginning at 6 o’clock and held at the dental school. You can have one on one time with students or talk to them as a group. We also hold get-togethers called “Bridging and Bonding”. (Cute name, right?) This year, my daughter and I hosted five dental students at my home, (pictured in my Italian room, ciao!) It proved to be more fun than I ever expected! All day, I kept thinking, “What can I say for 2 hours to inspire and teach these young students that will be of any value?” After a whopping five hours of eating and talking, I realized that we had all helped each other and that time flew by quickly.

Alums have many other opportunities and are welcome to join us at The Annual Dean’s Scholarship Ball, the annual Bowser Memorial Lecture held every spring, Women in Dentistry Forum, alumni weekend and class reunions, and lecture series/CE courses offered at Pitt Dental Medicine.

We also can keep in touch at volunteer events outside of our school such as: Mission of Mercy, held annually to benefit the local community, and Team Smile, an annual event held at PNC Park.

Our colleague and friend, the late **Dr. Rich Gottfried, Class of 1980**, (a victim at the Tree of Life synagogue shooting), was a big supporter of volunteer dentistry. He even tirelessly gave his time at Catholic Charities once a week. His passion to serve should be an inspiration to all of us.

Mentoring and volunteering are the cornerstones to a fulfilled life. Sharing your knowledge and your time is never wasted and can create a ripple effect that positively influences people beyond those you touch. Any good we do will continue to spread like ripples from a stone being tossed into water.

Pitt Dental Medicine Alumni Association would love to hear from you and have you join one of these, or other, events. Your impact on another person could be just what they needed—or maybe just what you needed.

If you feel inspired, please contact **Nancy Poe** at poen@pitt.edu or **412-648-8910**.

I can’t wait to see you soon,

Cheryl L. Rosato, DMD
Class of 1980





NEW CHAIR TO BUILD ON PITT DENTAL'S HISTORY OF TRANSFORMATION

DEPARTMENT OF ORAL AND MAXILLOFACIAL SURGERY BEGINS NEW ERA WITH DR. LARRY CUNNINGHAM

by Keightley Amen, ELS

Decade after decade, major contributions and innovations in oral and maxillofacial surgery have emerged from leaders based at the University of Pittsburgh. This summer, the Department of Oral and Maxillofacial Surgery (OMS) in the University's School of Dental Medicine welcomed a new leader who will build on the transformational leadership of his very notable predecessors.

Larry Cunningham Jr., DDS, MD, FACS, will serve as new Chair of the Department of OMS and Associate Dean for Hospital Affairs. Like those before him, Dr. Cunningham

will innovate and expand the boundaries of the field. With a focus on interdisciplinary collaboration, he intends to grow the faculty, treat more patients, make better use of technology, and "integrate Pitt Dental Medicine into the fabric of UPMC."

PITTSBURGH LEADERS HISTORICALLY PUSH FOR INTERDISCIPLINARY COLLABORATION

The fields of medicine and dentistry have sometimes struggled to embrace interdisciplinary collaboration, but many Pitt Dental Medicine faculty members have forged important associations to revolutionize the fields.

The Pittsburgh Dental College was founded in 1896, later becoming part of the Western University of Pennsylvania (eventually renamed the University of Pittsburgh), but it took almost two decades before the dentistry program began providing services to UPMC Children's Hospital of Pittsburgh, the Eye and Ear Institute, and other healthcare entities.¹

In the 1930s and 1940s, interdisciplinary care further evolved as oral and maxillofacial surgeons and department leaders Leonard Monheim, DDS, and W. Harry Archer, DDS, created groundbreaking connections between anesthesiology and dentistry and his efforts to hire and empower Dr. Leonard Monheim as the first Chair in Dental Anesthesiology. Also during that time, the Pitt program forged collaborations with the U.S. military, training officers to treat facial injuries and administer anesthesia to injured soldiers.

Dr. Archer also fought to establish dentistry in hospital settings, during the 1940s and 1950s, changing the prevailing opinion at the time that

only doctors of medicine should perform oral and maxillofacial surgery. His advocacy led to the first hospital dentistry program approved by the American Dental Association, based in Pittsburgh, as well as national guidelines for other hospital dentistry programs.

During his tenure at Pitt, starting in the 1990s, Thomas W. Braun, DMD, challenged the University of Pittsburgh to remove silos in order to take OMS to the next level. He navigated a complex system to merge two separate training programs from Montefiore Hospital and Presbyterian-University Hospital—creating one visionary, comprehensive, six-year training program; establishing an official department of OMS; and recruiting national experts as faculty.

Among Dr. Braun's recruits were surgeons who continue to eliminate silos to improve patient care. Mark Ochs, DMD, MD, worked with the trauma service to demonstrate that OMS is essential to the care of patients with facial trauma in the UPMC system. That partnership has expanded to include the University's Department of

Otolaryngology. Another of Dr. Braun's recruits, Bernard J. Costello, DMD, MD, expanded that premise to integrate dentistry into the care of pediatric patients with craniomaxillofacial deformities at UPMC Children's Hospital of Pittsburgh. Dr. Costello, now dean, also established a unique and prolific fellowship in craniofacial surgery, with extensive involvement at UPMC Children's Hospital of Pittsburgh.

BRIDGING THE DIVIDE BETWEEN MEDICINE AND DENTISTRY

Now Dean Costello has brought Dr. Cunningham to Pittsburgh's culture of collaboration. He said he expects Dr. Cunningham will set a new direction and "bridge the illogical divide between medicine and dentistry."

"They have been siloed since the 1800s, when they were set up separately," he said. "The challenge for us now is to highly integrate that—for patients."

For example, dentistry collaborates with otolaryngology at a Head

1. Costello BJ, Ochs MW. Oral and maxillofacial surgery at the University of Pittsburgh. *J Oral Maxillofac Surg.* 2008;66:1981-4. doi: 10.1016/j.joms.2007.10.009.

and Neck Cancer Survivorship Clinic (see story on page 6), but Dr. Cunningham wants to implement better pre-treatment planning and counseling that includes general dentistry, maxillofacial surgery, and prosthodontics.

“Management of these patients is most appropriate when it is planned ahead of time. Patients should know what’s coming and have conversations about treatment for their disease and how it will affect their lives,” he said. “Although the services are *available* to patients, we’re not really a part of the cohesive survivorship service experience right now.”

Another patient population he believes can benefit from better collaboration is transplant patients. “Seeing patients before they have such major surgery to eliminate potential intraoral infections is pretty standard. But in some ways we could smooth the transition a little better,” he said. He has talked with colleagues about perhaps changing the residency schedule so there is always a dentist available for consultation in a more timely manner. “When you’re waiting for a transplant, you want to be ready as soon as an organ is available.

Being delayed because of another treatment you need causes understandable worry and frustration to the patients and the surgeons involved.”

In addition, Dr. Cunningham is working to be a more integrated part of the the trauma call schedules at UPMC’s various hospitals so that he can discover ways to make a deeper impact in that population.

SPACE TO TREAT MORE PATIENTS

Among Dr. Cunningham’s top priorities is one that is both simple and complex: treating more patients. “We have an opportunity to serve a larger patient population, but we have limited resources in space and support staff,” Dr. Cunningham said. “We want to provide more care to more patients, and you can only do that if you have more chairs.

“Our space is a bit of a one-room schoolhouse,” he said, where students, residents, and faculty all intermingle. Although that has benefits from a training perspective, “It also limits the number of patients who can be seen.”

He is exploring the possibility of establishing a maxillofacial clinic or dental specialty clinic outside the School of Dental Medicine, and much more integrated within the UPMC network. Expansion would not only serve patients better, but also provide more opportunities for experiential training of students and residents.

FACULTY AND SURGEON RECRUITMENT

Faculty and surgeon recruitment will also be a priority for Dr. Cunningham. Dr. Costello said the upcoming era will be “version 2.0” of Dr. Braun’s faculty-building tenure.

“We are going to expand the talent pool—get the right people on the team and make the group even better,” Dr. Cunningham said. “And we want to expand the scope of services, but we’re not laser-focused on one area right now. We’re looking for good people and good surgeons. And depending on what their areas of focus are, then those are the areas where we can expand.”

DIGITAL WORKFLOW

Dr. Cunningham also would like to improve the Department of OMS's digital workflow. "Almost all of the surgery we do has some digital or technological planning mechanism, and many of them also have a digital-surgical interaction," he said. "Some of those technologies are being used on certain patients, here and there. I would like to focus on streamlining a digital workflow across the department, for all types of surgeries, from dental implant placement to mandibular reconstruction to orthognathic surgery."

THE PITT DENTAL MEDICINE WAY

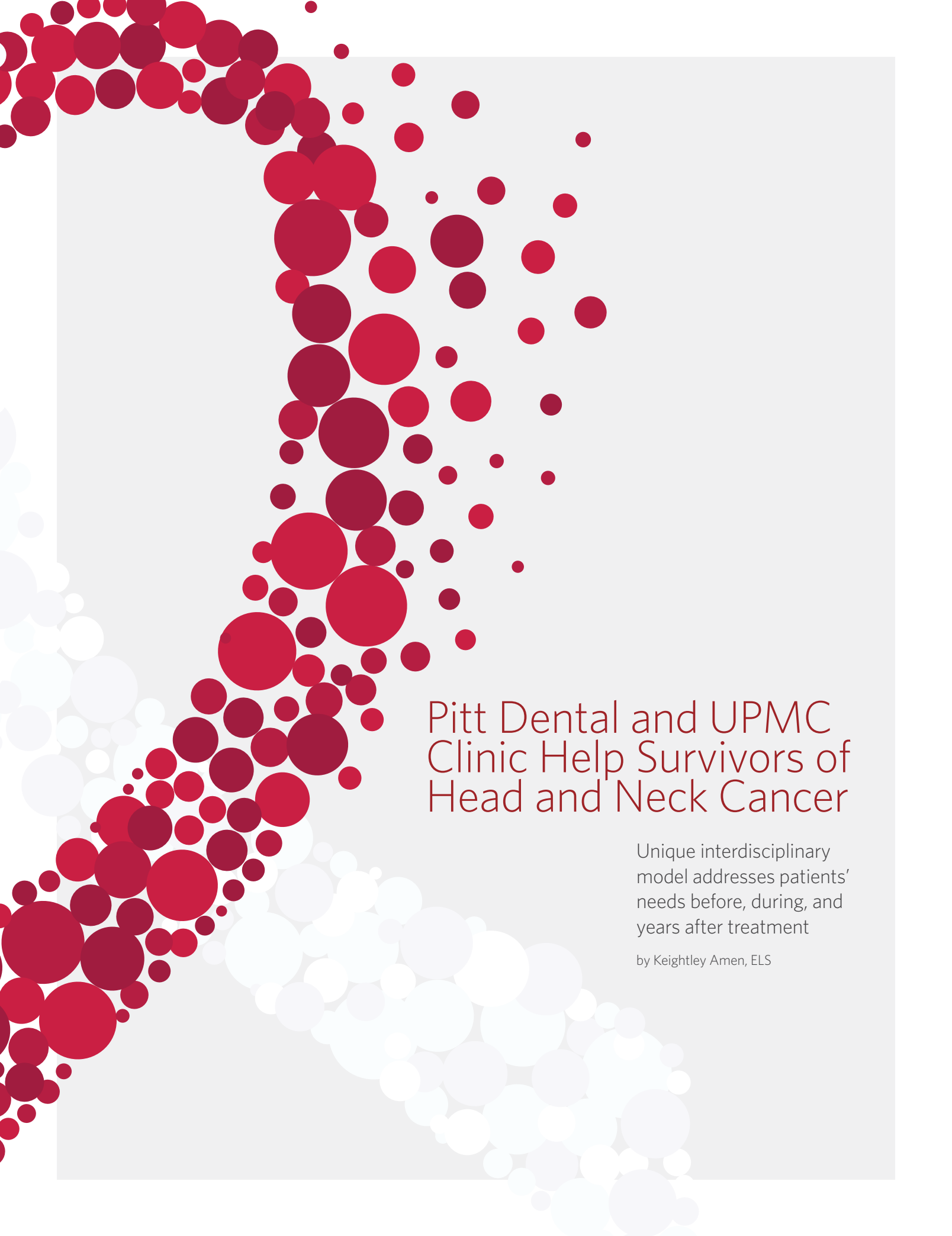
"Everybody I've met has been very friendly, open, and welcoming to different opportunities for collaboration," Dr. Cunningham said. "I haven't had anybody tell me, 'No, we don't do that here.'"

As history shows, transformational interdisciplinary collaboration is something we have always done here.

Dr. Cunningham is joined by the OMS residents. Read more about residencies at Pitt Dental Medicine on page 28.

Dr. Cunningham, a native of Texas, received a doctorate in dental surgery from the University of Texas (UT) at San Antonio and his MD and residency certification in oral and maxillofacial surgery from UT Southwestern Medical School and the Parkland Health and Hospital System in Dallas. During his 18-year career at the University of Kentucky, he was professor, residency program director, and eventually chief of the Division of OMS. Dr. Cunningham is an internationally recognized expert in management of traumatic facial injuries, and he also has significant expertise in cleft lip and palate and temporomandibular joint disease. A leader in the field, Dr. Cunningham is a diplomate of the American Board of Oral and Maxillofacial Surgery and currently serves as treasurer on the Board of Directors of the American Board of Oral and Maxillofacial Surgery.





Pitt Dental and UPMC Clinic Help Survivors of Head and Neck Cancer

Unique interdisciplinary
model addresses patients'
needs before, during, and
years after treatment

by Keightley Amen, ELS

Head and neck cancer is the sixth common cancer worldwide, diagnosed in about 60,000 Americans every year. Long-term survival is becoming more and more common, with almost half a million survivors living in the United States.¹

UPMC and the University of Pittsburgh Department of Otolaryngology operate a unique, dedicated clinic to manage the ongoing and complex needs of these patients from initial diagnosis, through treatment, and beyond. The multidisciplinary, comprehensive clinic includes a head and neck surgeon, dentist, speech language pathologist, audiologist, physical therapist, and nurse—all of whom have specialized training in the needs of patients with head and neck cancer. In addition, a primary care physician often volunteers to help the team address anxiety, depression, and polypharmacy common in the patient population.

The clinic was designed and founded by **Marci Nilsen, PhD, RN**, Assistant Professor in the School of Nursing, and **Jonas Johnson, MD**, Chair of the Department of Otolaryngology at the University of Pittsburgh. As soon as they got the green light to open the clinic in December 2016, they knew dentistry had to be a part of the team.

DENTAL CARE ALONG THE CANCER CONTINUUM

Many people have untreated dental problems, which can become particularly problematic during treatment for head and neck cancer, said **Dr. Elizabeth Pawlowicz**, Director of the General Practice Dental Residency Program at UPMC Montefiore, who serves as the dental clinician at the Head and Neck Cancer Survivorship Clinic. Plus, treatment for head and neck cancer can cause new dental issues. Chemotherapy and radiation can change bone, disintegrate teeth, and affect the pH of saliva (from a neutral 7 to an acidic 4 or 5), so head and neck cancer survivors are prone to gum disease, tooth decay, fungal infections, dysphagia, trismus, loss of taste, xerostomia, mucositis, swallowing difficulties, aspiration, significant weight loss, and other difficulties.

Dr. Pawlowicz's role at the clinic, she screens and evaluates patients for issues before, during, and after treatment for cancer.

At pretreatment visits, Dr. Pawlowicz educates patients about dental health in survivorship. She explains the changes to expect in teeth, enamel, and saliva. She prescribes high-fluoride toothpaste, often applies a fluoride varnish, and advises patients to get dental cleanings every three months. If resection is part of the plan, then Dr. Pawlowicz discusses possible reconstruction options that can later be performed by maxillofacial prosthodontists. Subsequently, during treatment and follow-up, she screens patients for problems that arise and continues to educate them about the importance of dental care.

At any point in the continuum, when patients need dental services, such as impressions or extractions, Dr. Pawlowicz prepares a treatment plan, which is carried out through expedited referral to the dental service at Montefiore or by the patient's own dentist. Because a general dentist may only see a few patients

1. American Cancer Society. American Cancer Society Head and Neck Cancer Survivorship Care Guideline. *CA Cancer J Clin*. 2016;66:203-39. doi: 10.3322/caac.21343



Elizabeth Pawlowicz, DMD



Jonas Johnson, MD



Marci Nilsen, PhD, RN

with head and neck cancer over an entire career, Dr. Pawlowicz serves as a resource to patients' dentists whenever needed.

"Head and neck cancer is very survivable, but it leaves a tremendous impact," Dr. Pawlowicz said. "For so long, surviving cancer was enough. But now, we can focus more on quality of life and productivity. We don't want our patients to just survive, we want them to thrive."

A VISIT TO THE CLINIC

The Head and Neck Cancer Survivorship Clinic opens at 8 am every Thursday at the UPMC Eye and Ear Institute. When a patient arrives, he completes a questionnaire on an iPad, which screens for oral health, swallowing issues, neck disability, depression and anxiety, health literacy, and more. Within minutes, Drs. Johnson and Nilsen review the patient's results to determine which clinicians the patient should see that day—and in what order, depending on the symptoms the patient indicates are most important. An audiology assistant also performs a brief hearing screening; sometimes a visit starts with something as simple as a hearing-aid repair so that a patient can better understand the important information covered during the rest of the visit, Dr. Johnson said.

An appointment can take as long as two hours, as a patient visits each clinician indicated. Along the way, the healthcare providers document screening data, treatments, actions, and referrals in the patient's electronic health record so progress can be tracked. Data also have been used to inform research, which is now being published and presented.

Between Thursdays, the clinicians continue advocating for patients—arranging follow-up appointments, planning for new cases, and discussing current cases.

The clinic welcomes 25-30 patients per day. To date, it has seen 1,000 unique patients for 1,600 patient encounters.

“ONE VISIT, ONE CLINIC, ONE COPAY”

The healthcare providers involved are passionate about easing the burden on patients with head and neck cancer, as they often have significant and complex needs that dramatically affect essential activities of daily living. Dr. Johnson stressed that the clinic model eases the *financial toxicity* of cancer survivorship.

“Being sick is expensive,” he said. Many patients spend thousands of dollars to overcome cancer, and they often cannot return to work or have to scale back. With this model—“one visit, one clinic, one copay”—patients don’t have to “burn through their credit cards,” he said, or “chase around the region for different specialists,” Dr. Pawlowicz added.

The model is financially sustainable thanks to some grants, fundraising, and significant support from clinics that are partnerships between the University of Pittsburgh Schools of Health Sciences and UPMC.

“It really takes a team to look at these problems and figure out how to solve them,” Dr. Nilsen said. “It works so well because we have such passionate providers. The team is very engaged.”

THE CLINIC’S FUTURE

The UPMC clinicians expect copycats—and welcome them. They want to spread the word beyond UPMC, so that more patients can benefit from the interdisciplinary care model. “We are a resource for anyone who needs help—patients, physicians, therapists,” Dr. Pawlowicz said. “We are happy to speak with anyone.”

The clinic often has difficulty seeing all the patients who need care, Dr. Nilsen said, so perhaps expansion is in the future. In the meantime, the team would like to add a mental health clinician, raise awareness of the magnitude of head and neck cancer, encourage head and neck cancer screening, increase vaccinations against the cancer-causing human papillomavirus, and attain additional funding to support care for more patients.

And, as more research emerges from the clinic population, Dr. Johnson looks forward to “proving that this clinic model saves and improves lives.”

“FOR SO LONG,
SURVIVING
CANCER WAS
ENOUGH. BUT
NOW, WE CAN
FOCUS MORE
ON QUALITY
OF LIFE AND
PRODUCTIVITY.
WE DON’T WANT
OUT PATIENTS TO
JUST SURVIVE, WE
WANT THEM
TO THRIVE.”



THE MASTER'S IN ORAL AND CRANIOFACIAL BIOLOGY GIVES STUDENTS A COMPETITIVE EDGE

For students seeking to enter the field of dentistry, the University of Pittsburgh School of Dental Medicine is highly regarded as a top-notch institution, with a wide array of rigorous, comprehensive and forward-thinking programs. Among these is the program in Oral and Craniofacial Biology. Since its inaugural class in 2012, the program has provided students with fundamental knowledge of research in oral health. Through a combination of formal coursework in molecular biology, chemistry, genetics and bioengineering, as well as an intensive thesis project, students acquire a practical understanding of the field. For many students interested in dental or medical school, this enhanced understanding is invaluable for clarifying their way forward.

As **Dr. Dobra Napierala**, Assistant Professor of Oral Biology, explains, "One of the strengths of the program is that our students interact with many other students across the University. This helps expose them to different career paths and provides a broader experience."

Instead of pigeon-holing students into one set way forward, the graduate program in Oral and Craniofacial Biology is designed to do the opposite, serving as a launchpad for a variety of professional tracks and offers students the option of earning either a master's or PhD in oral biology



Elia Beniash, PhD, Associate Professor and Interim Chair of Oral Biology, further describes the program as one that, “makes students more competitive in academia and in the workforce.” Many students have received highly competitive offers from prestigious dental and medical schools, after achieving their master’s degree in the program.

As Drs. Napierala and Beniash look to the future, they are passionate about expanding the program to strengthen the number of national and regional applicants. Especially given the highly competitive nature of dental and medical school applications, they are

enthusiastic about the opportunity to help students better position themselves for future success.

In an effort to further clarify the potentially career-changing benefits of the degree, both Dr. Napierala and Dr. Beniash are constantly refining their work. There is momentum to find greater opportunities for funding, including the creation of a dual DMD PhD degree and the potential expansion into a path for clinical scientists. Simply put, with a master’s or PhD in Oral and Craniofacial Biology, positive career opportunities are endless.

DR. DOBRAWA NAPIERALA

learned early in her career about the importance of basic biology to understand the complex processes taking place in the study of dental medicine.

In her native Poland, she trained as a bone biologist and worked on skeletal tissues, their development and disease. Through her work, she quickly became curious about the process of mineralization and how it is regulated at the molecular level.

Now, Dr. Napierala is an Associate Professor in the Department of Oral Biology at Pitt Dental Medicine with a joint appointment in the Department of Periodontics and Preventive Dentistry.

Driven to understand mineralization as it relates to dentistry, she moved to Pittsburgh to study with the experts in the field.

“It’s an exciting time to be at Pitt,” Dr. Napierala says. “Here, we have some of the top experts in the field working together to understand the mineralization process. Their expertise perfectly complements my own.”

Currently, Dr. Napierala is trying to understand how cells respond to phosphate ions, which is important for biomineralization. Phosphate ions together with calcium form a mineral in all hard dental tissues.

Dental tissues are inevitably affected by inappropriate phosphate levels. For example,

patients with hypophosphatemia or phosphate deficiency have undermineralized teeth and periodontal disease. On the other hand, patients with hyperphosphatemia, a condition indicating high phosphate or an excess of phosphate, may have overgrown tooth roots and dental pulp stones.

Understanding how phosphate affects the physiology of cells is important in terms of understanding these dental disorders and formation of dental tissues, Dr. Napierala says. “How do cells sense phosphate? How do they know how much is available? What do they do in response to phosphate on the molecular level? My work is investigating the molecular pathways these cells use to active the mineralization process.”

Dr. Napierala approaches her work from multiple angles with one clear goal in mind: improving human health. If she and other researchers at Pitt Dental Medicine can understand the molecular process behind mineralization, it could lead to a number of discoveries and treatments.

“I’m honored to work alongside researchers such as **Dr. Elia Beniash**, **Dr. Charles Sfeir**, and others, whose work is intricately intertwined with mine,” she said. “Together, we really can look at this process in more detail, which could aid in a number of regeneration treatments and modalities.”



DR. INTINI RECOGNIZES THAT STEM CELLS

Dr. Giuseppe Intini, Associate Professor of Periodontics and Preventive Dentistry at Pitt Dental Medicine received a \$2 million grant from the National Institute of Dental and Craniofacial Research (NIDCR) that will allow him to make great strides in learning what controls skeletal stem cells and how to harness them. The final goal of his research is to develop less invasive, safer, and more effective therapies for calvarial bone regeneration. Until recently not much was known about stem cell contribution to the repair of calvarial bones.

Dr. Intini is working closely with craniofacial surgeons and neurosurgeons to better understand what they need in order to improve patient outcomes. According to Dr. Intini, "Craniofacial surgeons and neurosurgeons need to perform calvarial bone regeneration procedures during various surgeries related to congenital abnormalities, trauma, or cancer. However, these procedures require invasive therapeutic approaches that are not exempt from dangerous complications and are often ineffective. Improving a patient's quality of life is our goal."

His research aims to learn more about the cellular mechanisms taking place during calvarial bone regeneration and thereby develop novel regenerative strategies that take advantage of the calvarial stem cell niche—a microenvironment in a specific tissue where stem cells are present in an undifferentiated and self-renewable state. Additionally, he seeks to know how skeletal stem cells behave upon injuries, what stimulates the niche to move stem cells to problem areas, what can be done to help guide them to the proper locations, and how to learn more about why they misfire.

Dr. Intini's team is one of few in the United States researching this specific type of stem cell and bone regeneration and seeking to establish new therapies for head and neck malformations due to congenital

abnormalities, trauma or cancer. His lab studies the molecular mechanisms that control stem cell contribution to tissue repair and regeneration, and their role in the development of certain bone and periodontal diseases. Additionally, Dr. Intini will be working with hospitals in Pittsburgh and around the nation to develop a reference library of craniofacial tissues, a tissue bank, to be utilized in this research.

"By understanding the molecular mechanisms that govern how skeletal stem cells in the suture contribute to the regeneration of a calvarial bone defect, and by defining novel strategies to harness these stem cells within their niches, our studies may lead to the development of novel therapies to improve calvarial bone regeneration, helping craniofacial surgeons and neurosurgeons when they need to regenerate part of the skull so vital for the protection of the brain."

This isn't the first time Dr. Intini has done research pertaining to stem cells. In fact, he recently began to perform research on the biology of periodontal stem cells and on cancer stem cells of osteosarcoma, which is a cancer of the bone diagnosed primarily in people under the age of 25 and one of the leading causes of death among young children.

In the past 30 years, there has been little improvement in terms of treatment for this cancer. While doctors have figured out how to intercept a sarcoma, they are unsure what to do once it is metastasized. Therefore, mortality rates are similar to those of three decades ago. Dr. Intini is using federal funding from the National Institutes of Health to better understand this peculiar cancer. He is working under the hypothesis that cancer stem cells are involved in the

are an important part of the body's complex construction. Although stem cell research can be a delicate subject and full of unknowns, it's also full of possibilities.

development of osteosarcoma metastases, which usually occur in the lungs. In the lab, he and his team are using mouse genetics to trace cell signaling and cell dynamics. By watching this cellular behavior in a cancerous micro-environment, he can explore just exactly how metastasis occurs. "If we figure this out, we can work on new therapies that would specifically target these cells and increase the survival rate of this aggressive cancer, which is a big cause of death among children," Dr. Intini said.

Stem cell research has proven to be highly important and hold great value for the treatment of many conditions and diseases. And researchers like Dr. Intini prove that the future of stem cell research is promising and brings hope to patients around the world.



Dr. Giuseppe Intini

Dr. Giuseppe Intini is an Associate Professor of Periodontics and Preventive Dentistry and at the Center for Craniofacial Regeneration (CCR)

Born in Italy, Dr. Intini's previous appointment was at the Harvard School of Dental Medicine, Cambridge, Massachusetts. There, he worked on stem cell research alongside a number of esteemed scholars.

"When you are at a big place like Harvard, the opportunities to create collaborations across departments are not always easy," Dr. Intini said. "At Pitt, people are eager and willing to collaborate, and these partnerships almost happen organically. It's a fantastic place to be."

During his time at Pitt Dental Medicine, Dr. Intini has forged a number of connections. He is involved with the Pittsburgh Sarcoma Research group, a new group comprising cancer biologists and cancer doctors. He also is starting new work with Dr. Charles Sfeir, associate dean for research at Pitt Dental Medicine, looking at amino modulators in periodontal disease. "Dr. Sfeir is actually one of the reasons I moved here—he's been after me for years. I'm glad to finally be here now," Dr. Intini said.

Dr. Intini feels at home in his new city and among his peers at the University and within the city, he is impressed by the overall nature of humanity. "It is an environment where people are happy," he said. "That's very significant to me and has played a role in my own work here."



WHITE COAT CEREMONY 2019

This year Pitt Dental Medicine welcomed the DMD class of 2023 and DH class of 2021 at the White Coat Ceremony on August 26 at Soldiers & Sailors Hall in Oakland. This significant transition is an exciting part of the beginning of the school year for each students—and the faculty and staff. Among those who spoke at this year's White Coat Ceremony were Dr. James Tauberg (DMD '82), president-elect of the Pennsylvania Dental Association; Dr. Cheryl Rosato (DMD '80), president of the Dental Alumni Association; and Dr. Peter Korch III (DMD '91), president of the International College of Dentists, one of the most important and prestigious organizations in dentistry. To hear the inspiring video messages from all of this year's speakers, please visit our website.





This year we welcomed the following DMD legacy students:

Kara Eckstein

Father: Dr. Paul Eckstein (DMD '91)
Grandfather: Dr. Paul Eckstein (DDS '56)

Lily Hartsock

Great Grandfather: Dr. David Ravello (DDS '28)

Mary Ibrahim

Cousin: Dr. Andrew Awad (DMD '18)

Jack McAuliffe

Grandfather: Dr. Paul Mihalek (DMD '69)

Lauren Raemore

Father: Dr. David Raemore (DMD '77)
Uncle: Dr. Robert Raemore (DMD '67)

John Schmitt:

Grandfather: Dr. Joseph Schmitt (DDS '64)
Uncle: Dr. William Schmitt (DDS '60)
Cousin: Dr. Marion Wolford (DMD '91)

Nicole Steliotes

Uncle: Dr. Ted Steliotes (DMD '91)
Cousin: Dr. Francesca (Valli) Gurecka (DMD '85)

We welcomed the following Dental Hygiene legacy students:

Rachel Babirak

Mother: Dr. Bobby Lee Scherder-Hawranko (DMD '90, DH '84)

Katherine Beniash

Father: Dr. Elia Beniash (Pitt Dental Medicine faculty)

Caroline Chung

Father: Dr. William Chung (Pitt Dental Medicine faculty)

Connor Reese and Olivia Reese

Mother: Mrs. Christina Stein Reese (DH '88)

To make your donation for the White Coat Ceremony 2021, please contact **Nancy Poe** at **412-648-8910**.





THANKS TO THOSE WHO JOINED US FOR THE

2019 Pitt Dental Medicine Alumni Weekend

Our 2019 Alumni Reunion was a special evening as we honored the Class of '74, '79, '84, '94 and '09, in addition to many of the golden alumni who graduated more than 50 years ago. We welcomed the Dental Alumni Association Board, Pitt Dental Medicine faculty and alumni mentors, along with dental and dental hygiene students and residents. More than 150 attended the dinner. The Pitt Dental Medicine Tailgate was busy to overflowing before the Pitt victory against Delaware. We would like to thank North American Dental for sponsoring the Friday evening dinner and Saturday tailgate.

**We hope you enjoyed yourself and are preparing for Pitt Dental Medicine Alumni Weekend 2020
September 18 - 19, 2020**





Photo credit: George Mendel





SAVE THE DATE

Pitt Dental Medicine Alumni Weekend 2020
September 18 - 19, 2020

2020 Class Reunion Years for classes ending in 0 and 5

- **Friday, September 18:** Dinner at LeMont
- **Saturday, September 19:** Tailgate for the Richmond Spiders game (2 hours before kickoff)

Additional information will be posted as the date draws nearer.

Questions? Contact **Nancy Poe** at poen@pitt.edu or **412-648-8910**.







S A V E T H E D A T E

20th

Dean's Scholarship Ball



Saturday, May 2, 2020, 6 p.m.

Senator John Heinz History Center
1212 Smallman Street, Pittsburgh, PA 15222

Invitations will be mailed in early 2020

If you would like additional information or have questions,
please contact **Nancy Poe** at poen@pitt.edu, or **412-648-8910**.

Building your Pitt family through purposeful connections.

Pitt Commons is a Web-based hub for mentoring, networking, and connecting.

For more information
or to sign up, visit
commons.pitt.edu.



JOIN THE PITT DENTAL MEDICINE GROUP ON PITT COMMONS

Expand your professional and personal networks by connecting to the incredible network of fellow Pitt alumni.

The University of Pittsburgh and Pitt Alumni Association are launching Pitt Commons—a new digital platform to facilitate meaningful connections between alumni and other members of the University community. The Pitt Dental Medicine group will bring together all undergraduate and graduate Pitt Dental Medicine alumni, and Pitt Commons allows you to participate from anywhere.

PITT COMMONS BRINGS YOU:

- Valuable career connections if you are searching for a job or recruiting employees
- Mentorships and advice that enhance every generation of dental professionals
- Assist those looking for a Pitt Dental Medicine professional anywhere in the world
- Find and register for Pitt events related to your group
- Post ideas and questions on your group's discussion boards
- Join other Pitt Commons groups

The Pitt Dental Medicine group is open to all dentists and dental hygienists in the Pitt community. Through the group, you will be able to view resources from Pitt Dental Medicine, connect and network with other Pitt dentists and dental hygienists, and share industry-related content with one another.

It takes a few minutes to sign up and once you are registered you can join in the conversations. To begin, select the "groups" tab > all groups, then search for the Pitt Dental Medicine Group and select to join.

We encourage you to become part of this group as we work to leverage the vast network of Pitt alumni for the benefit of all.

PROVIDING DENTAL CARE FOR PITTSBURGH'S MOST VULNERABLE CITIZENS

More than 1300 patients received life-changing dental care at the 2019 Mission of Mercy Pittsburgh in July. This annual 2-day event provides free dental care to western Pennsylvanians in need. During the weekend many examples of the good work done by Pitt Dental Medicine faculty and staff every day were on display. And our students were impressive as they interacted with their patients. Students performed 185 procedures (132 fillings, 7 root canals, and 46 interim partials) during the event and received class credit for the work they did. Thank you to all Pitt faculty, residents, staff and students for their time and services at the event and looking forward to even more participation next year.

Mission of Mercy Pittsburgh began in 2017 and grew out of conversations that occurred between Pitt Dental Medicine alumni **Daniel Pituch, DMD, MD**, and **Richard M. Celko, DMD, MBA**, Dental Director of the UPMC Health Plan, another Pitt Dental Medicine alumnus. They combined forces with **Michael Zamagias**, chairman and chief executive officer of TeleTracking Technologies, Inc., to address the need to provide dental services to the underserved.

To learn more about Mission of Mercy Pittsburgh 2020—and most importantly how to register as a volunteer—visit mompgh.org or follow Mission of Mercy Pittsburgh on Facebook at **Mission of Mercy Pittsburgh**.

“Mission of Mercy was one of the best days of my life, being in a position to help and heal. We’ve all walked by someone on the street, wanted to help, but not been sure what to do. This annual event is your chance to do something meaningful. It is incredibly rewarding to help the voiceless and the most vulnerable among us.” **Michael Zamagias**



“The Mission of Mercy Pittsburgh dental clinic can be life-changing for patients, especially the homeless, the working poor, women in shelters, and children whose families do not have the means to see a dentist. By providing care, we can help these patients move on to a better chapter in their lives.”

Dr. Daniel Pituch (DMD '90)






“There were so many aspects of this event that made me proud of our students, but I was the most impressed with the way they interacted with their patients.” **Dr. Sarah Grafton (DMD '00, GPR '01)**



Dr. Bernard J. Costello, Pitt Dental Medicine Dean, comes together with Tom Corbett, past governor of Pennsylvania, Dr. Daniel Pituch, and Mr. Michael Zamagias to see that MOM is a success.



Dr. Richard Celko treating patients in the surgery area of MOM.

“I was so pleased to hear the patients at MOM talk about how appreciative they were of the care and understanding they received from all of you.”

**Dr. Bernard J. Costello,
Dean and Professor**



“I am fortunate to be able to participate and work with so many like-minded, dedicated people and become part of what I hope is a lasting humanitarian mission that is valued and appreciated for years to come.”

Dr. Richard Celko (DMD '89)





2019 RESIDENT MEET & GREET

Pitt Dental Medicine's current and new residents enjoyed a Meet & Greet reception in August at Hotel Indigo in Pittsburgh. The event was well attended with approximately 70 residents and faculty representing all departments at the school. **Dr. Deborah Studen-Pavlovich**, Professor of Pediatric Dentistry and Pediatric Dentistry Residency Program Director, made opening remarks and introduced **Dr. Joseph Petrone**, Associate Dean for Residency Education Program Director. This event helps underline the importance and strength of our residency programs to our patients and our reputation as a world-class academic and clinical institution.

A warm thank you to our sponsors, which included PNC Healthcare Business Banking (Ms. Heidi Danko) and North American Dental (Ms. Michele Phillips and Mr. Chad Johnson)

1 Dr. Larry Cunningham joins OMS residents **2** Mr. Chad Johnson; Pitt Dental Medicine Department of Periodontics and Preventive Dentistry Chief Resident, Dr. Kara Dragone, and Ms. Michelle Phillips **3** Dr. Thomas Kunkel, chair of prosthodontics; Ms. Heidi Danko, senior vice president of health care banking at PNC, one of the gracious sponsors of the evening's event; and Dr. Larry Cunningham, chair of oral and maxillofacial surgery and associate dean for hospital affairs. **4** Dr. Joseph Petrone, associate dean for residency education, makes remarks at the reception





3



4

STUDENT UPDATES



Dr. Mairobys Socorro, Postdoctoral Trainee in Pitt Dental Medicine Oral Biology, has been selected as one of the Best Poster Presentations at the University of Pittsburgh Postdoctoral Association 2019 Postdoctoral Data & Dine Symposium for her poster entitled *Stress response protein SerpinB2 is implicated in the mineralization of skeletal and dental tissues*.

In recognition of her achievement, the University of Pittsburgh Postdoctoral Association (UPPDA) provided a \$750 travel award to Dr. Socorro to attend a scientific meeting or professional development conference. Dr. Socorro studies under **Dr. Dobrawa Napierala**, Pitt Dental Medicine Associate Professor of Oral Biology.

Travel awards recognizing Best Poster Presentations at the 2019 Postdoctoral Data & Dine Symposium were made possible through the generous contributions of sponsors across the University.



Dr. Sana Khalid, Postdoctoral Associate working with Dr. Dobrawa Napierala, received a Young Investigator Award from the Mineralized Tissue Group of International Association for Dental Research.

“For more than 50 years, the University of Pittsburgh School of Dental Medicine Center for Patients with Special Needs (CPSN) has provided diagnostic, preventive, restorative, and surgical services for patients with intellectual disabilities, neurological and behavioral disorders, and developmental disabilities. Its success is attributable to our alumni, faculty, students and members of our community. We also want to acknowledge the Highmark Foundation and Massey Charitable Trust for their support over this past year.”

ALUMNI UPDATES

Congratulations **Dr. Victoria L. Bastecki-Perez, EdD (DHG '86, EDUC '90, '95)**, who was named Interim President and Provost of Montgomery County Community College. To read more about Dr. Bastecki-Perz, please visit mc3.edu/news/2019/07/bastecki-perez-interim.

Dr. Sohyon “Michelle” Kim (DMD '13, Ortho '16), Assistant Professor and Predoctoral Program Director in the Department of Orthodontics at Oregon Health & Science University, has been awarded the 2019 Willie and Earl Shepard Orthodontic Faculty Development Fellowship Award (OFDFA) from the American Association of Orthodontists Foundation (AAOF). Dr. Kim's OFDFA includes developmental educational, research, teaching and clinical skills plans, along with a research project titled: “Mandibular incisor inclination changes produced by Class II elastics in fixed labial orthodontic appliances and clear aligner therapy.” The OFDFA is designed to support the development of junior faculty.

Dr. Terry Buckenheimer (DMD '80) was awarded the J. Leon Schwartz Lifetime Service Award from the Florida Dental Assoc. (FDA) at the June annual meeting in Orlando, Fla. The award is the highest honor given by the FDA.

“This is quite an honor—a very meaningful award.”

Note: *Dr. Brian Generalovich was incorrectly identified as a DDS on page 47 of our last issue. He earned his DMD from Pitt Dental Medicine in 1968.*

FACULTY UPDATES



Dr. Katie Ryan (DMD '14), Assistant Professor of Restorative Dentistry, earned a fellowship in the Academy of General Dentistry (AGD) on July 20, 2019. "I became interested in pursuing my fellowship in the AGD primarily because of my mentor, Dr. Sullivan, who instilled in me the value of continuing education beyond dental school." She said.



Dr. Samer Zaky, Assistant Professor of Restorative Dentistry, recently published the following paper: Hong D, Zaky SH, Chong R, Lukashova L, Beniash E, Verdelis K, Witte F, Sfeir C. Controlling Magnesium Corrosion and Degradation-Regulating Mineralization using Matrix GLA Protein. *Acta Biomater.* July 19, 2019.



Dr. Joseph Giovannitti (DMD '77, Dent Anesth '79) was the featured speaker at the Dental Sedation Teachers Group 2019 Symposium: The 'Sedation Continuum' in May, 2019. His presentations were titled "Development of Dental Anesthesiology as a Distinct Specialty in Dentistry" and "Rescuing Patients from the Perils of Deep Sedation: Bringing Them Back from the Precipice."



In June, 2019, **Anchal Malik, MHA**, Assistant Professor of Dental Public Health, was selected by the American Academy of Cariology (AAC) as a national member-at-large of AAC Board of Directors. AAC is the leading interprofessional organization that advocates, communicates and supports development and integration of cariology to promote oral health with a focus on research, professional and community education, and science-based caries management for individuals and communities.



Congratulations to **Dr. Mary Marazita**, Pitt Dental Medicine Professor, Vice Chair and Director of the Center for Craniofacial and Dental Genetics (CCDG), who has published her 400th paper. The publication may be downloaded by visiting our Facebook, Instagram or Twitter pages. More about the CCDG will be in an upcoming magazine as they celebrate their 20th anniversary.



Dr. Thomas Kunkel (DMD '85) and **Dr. Sarah Grafton (DMD 2000, GPR 2001)** completed the ADEA Leadership Institute this year and were recognized at the ADEA Annual Session in Chicago. Congratulations to them!

FACULTY UPDATES



Dr. Paul Schwartz (DMD '82, DenAnesth '84, OMS '87) has been elected-VP of the American Dental Society of Anesthesiology (ADSA). ADSA is America's largest not-for-profit society dedicated to sedation practice and anesthesiology

in dentistry, and provides a forum for education, research, and recognition of achievement in order to promote safe and effective patient care for all dentists who have an interest in anesthesiology, sedation and the control of anxiety and pain.

Dr. Schwartz has been re-elected Trustee for the Middle Atlantic region and the U. S. Military for American Association of Oral and Maxillofacial Surgeons (AAOMS). AAOMS is a professional organization representing more than 9,000 oral and maxillofacial surgeons in the United States. Also, he has been selected to represent all faculty on the Dean's Council.



Dr. Paul Moore (DMD '73, PhD '77, MDS '73, MPH '99) recently presented the following material on safe opioid use: "Safe Use of Opioids in Dentistry" at the Rx Summit on Opioids and Heroin; Symposium for Dentistry in Atlanta, Ga. April, 2019.

"Pharmacotherapy Management of Acute to Maximize Outcome and Reduced Risk" at the Interprofessional Controlled Substance Risk Mitigation Initiative Conference in Boston, Mass., at Tufts School of Dental Medicine. June, 2019.

"Pain Management with Opioid MAT" as a part of an ADA webinar. June, 2019.

"Bring the Pain Train to a Halt: Learn to Implement the Appropriate Analgesic Regimen for Acute Pain at the ADA Annual Session in San Francisco, Ca. September, 2019.

ADA - SAN FRANCISCO



AAOMS - BOSTON



▲ Pictured from left to right: Paul Ciuci, DMD MD (OMS '07), ABOMS Board Examiner, and his wife, with Dr. Jackie Sohn-Costello and Pitt Dental Medicine dean, Dr. Bernard J. Costello.

DENTAL ANESTHESIOLOGY LEGACY LECTURE SERIES

The Department of Dental Anesthesiology held the second installment of its Dental Anesthesiology Legacy Lecture Series on October 4 and 5, 2019 in beautiful downtown Pittsburgh.



Pictured from left to right: ▲
 Dr. James Phero, 2019 Legacy Lecture keynote speaker, and Mrs. Hannah J. Phero;
 Ms. Guinevere (Guin) R. Mabunay, wife of the late Dr. Felix D. Mabunay (DDS '62);
 and Mrs. Sylvia and Mr. Michael Mabunay, Ms. Guin Mabunay's son and daughter-in-law.

DR. ROBERT J. WEYANT, IMPROVING ORAL HEALTHCARE AT HOME AND ABROAD



For **Robert J. Weyant, MS, DMD, DrPH**, improving oral health has been a career-long pursuit. There are a variety of factors that Dr. Weyant, Chair and Associate Dean for Dental Public Health, has researched when assessing the ways in which oral health can be improved for the most vulnerable populations. However, over the last 15 years, one area that has risen to the surface of his interest—and that of the medical community at large—is the implication of social determinants on oral health. Recently, the pursuit of this research has led to a major publication in *The Lancet* and an integral role on the Surgeon General’s task force.

In July 2019, *The Lancet* published a two-part series on oral health. Dr. Weyant was one of 13 authors who collaborated on the article. As he explains, one goal of the series was to place, “oral health on the global radar, particularly with policy makers in areas of the world where oral health has been neglected in health policy.” The series sought to fulfill this goal by identifying the main contributors to oral health challenges and presenting

a comprehensive understanding of how poor oral health can negatively impact a population. *The Lancet* was so impressed with the articles and the response, that they are considering creating a commission to explore this topic at greater length.

Simultaneously, Dr. Weyant has been heavily involved as one of the managing editors for the Surgeon General’s forthcoming report on oral health. The report, funded by NIH, is the first to focus on oral health in 20 years. The current Surgeon General, Dr. Jerome Adams, commissioned the report to contrast what progress has been made and what oral health gaps still exist, two decades later.

Dr. Weyant, along with his team of associate editors and writers, has been drafting his section of the report for the past 12 months. Two of the biggest takeaways are a need for “financing changes in the educational model and changes in how we distribute health care.” These two factors, he believes, are key to ensuring, “that oral health becomes an absolute, integrated part

of the healthcare system.” With the current pipeline and review schedule, he anticipates the full report will be finalized by late summer of 2020.

Ultimately, Dr. Weyant’s goal to reduce unnecessary suffering through better access to oral healthcare remains unchanged. “The big, broad hope,” he maintains, “is to get better policy around oral health, both in the U.S. and globally.” He believes this work is just one way to generate more attention around these wide-reaching societal challenges and make a real impact on quality of life—at home and abroad.

“The big, broad hope is to get better policy around oral health, both in the U.S. and globally.”

DMD Class of 2023 Profile

2,122
Applications

322
Interviewed

80
Enrolled

323 Total DMD Student Enrollment

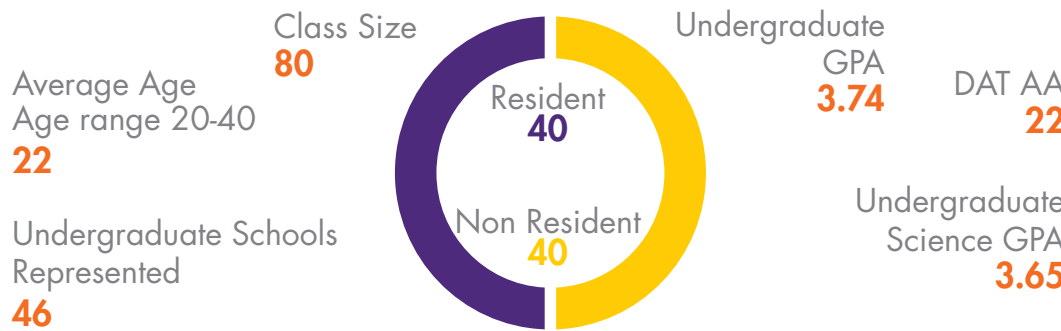
69% Residency Directly After Graduation

11 Residency Programs

- Dental Anesthesiology
- Endodontics
- General Practice Residency
- Oral and Maxillofacial Pathology
- Oral and Maxillofacial Surgery
- Oral and Maxillofacial Surgery Internship
- Orthodontics and Dentofacial Orthopedics
- Pediatric Dentistry
- Pediatric Craniomaxillofacial Surgery Fellowship
- Periodontics
- Prosthodontics

Demographics	
Male	35
Female	45
Caucasian	54
Asian	17
Hispanic	4
African American	1
Multiracial	4

- 100+ Selectives**
- Advanced Composite Techniques
 - Advanced Endodontics
 - Advanced Oral Surgery
 - Advanced Pediatric Dentistry
 - Advanced Periodontics
 - Advanced Prosthodontic Treatment Planning
 - Clinical Anesthesiology
 - Clinical Dentistry for Special Needs Patients
 - Clinical Pathologic Correlation in Oral and Maxillofacial Pathology
 - Competing for Faculty Positions in Dental Schools
 - Contemporary Issues in Dental Public Health
 - Craniofacial Anomalies
 - Current Topics in TMJ
 - Dental Emergency Selective
 - Dental Implant Selective
 - Educational Research in Dental Medicine
 - Fundamentals of Teaching: Principles and Methods
 - Foundations in Genetic Epidemiology
 - Hospital Externship
 - Improvisation for Clinicians
 - Literature and Film to Understand Patient-Practitioner Experiences
 - Peer Tutoring in Dental Education
 - Principles of Craniofacial Skeletal Regeneration



Where Do Our Students Come From?

6 International Countries

46 Colleges & Universities

15 US States

On Time Graduation **98%**

Students Receiving Scholarships **47%**

Primary, Full-time faculty	89
Primary, Part-time faculty	113
Adjunct faculty	107
Faculty Emeritus	20

\$11 million
Last year, our faculty generated more than \$11 million in dental research.

The Pitt Dental Medicine curriculum is designed to provide students with **early** entry into clinical care, integration and application of scientific knowledge to patient care, experience with state-of-the-art practices, multiple experiences in the care of patients with special needs, and opportunities for community practice.

Evidenced by our **100%** post-graduate placement rate, our students are well prepared for their next professional step after graduating from Pitt Dental Medicine.

- Dual Degree & Certificate Options
- DMD/PhD**
- DMD/MPH**
- Public Health Certificate**
- Academic Career Track**

Questions?

Contact us at dentaladmissions@dental.pitt.edu



Dr. Erin Taylor and Dr. Juan Teodoro

WHY I GIVE: DR. ERIN TAYLOR

For many students, residency is a time of intense learning and academic expansion. It may also be a time of financial instability, as students navigate an adulthood characterized by continuing education. Despite all of this, those passionate about their field and their intended careers tend to find the hard work and the tight budget well worth it. Dr. Erin Taylor and Dr. Juan Teodoro are two such graduates of Pitt Dental school, who maintain fond memories of their experiences at the University. The couple, who both earned their DMDs in 2002, before going on to earn a pediatric dentistry certificate and periodontal certificate, respectively, have always appreciated the education they received.

Dr. Taylor explains that, as a pediatric resident, the annual American Academy of Pediatric Dentistry conference was a highlight of the educational experience—facilitating camaraderie and instilling in attendees the importance of life-long education. However, flights and hotel stays were not covered. This often created financial strain for residents already strapped with mounting debt and the pressure of setting up a practice upon successfully completing a rigorous education. In those times of need for pediatric dentistry residents, Dr. Deborah Studen-Pavlovich was there. As the immediate past Chair of Pediatric Dentistry and Director for the Pediatric Dentistry Residency Program, she took it upon herself to ensure that all residents could attend and stay for the conference, securing the necessary funding to create a seamless educational experience.

This lifetime of commitment and care demonstrated by Dr. Deb—as she is affectionately known—made a deep impression on Dr. Taylor. Throughout her

time in dental school and her residency, she found Dr. Deb to be a consistent and supportive mentor. “She has always been there for me,” Dr. Taylor explains, a guidance and support that has continued, even after Dr. Taylor moved with her husband and her practice to Bonita Springs, Fla.

Dr. Taylor knows that her experience with Dr. Deb is echoed in the those of her peers. “She has been there for so many people and touched so many lives. I am just one of many people whose lives she has impacted.” With such long-standing appreciation for Dr. Deb, it only made sense to honor her in a more official manner at the University.

Although Dr. Taylor and Dr. Teodoro have always donated to the Pediatric Dentistry Resident Fund, they felt it was time to show their appreciation more specifically for the work of Dr. Deb. “I wanted to make sure she was recognized for her tireless work before she retired,” Dr. Taylor explained, “And I wanted to set up a way for others to

do the same.” Thus, the idea to endow the Pediatric Dentistry Resident Fund in honor of Dr. Deborah Studen-Pavlovich was born.

This newly endowed fund will provide residents the support they need and honor Dr. Deb for generations to come.

“You should always give back to what has been given to you.” These words have rung in Dr. Taylor’s ears for years. However, she understands that recent graduates may not have philanthropy in mind. “When you get out of school, you’re overwhelmed with getting your life and career started. But, after a few years, you can step back and realize how much you have been given.” It is as this realization strikes that she hopes her peers will remember the impact their mentors have had, not just on their own lives, but the lives of the larger community.


For her, that mentor is Dr. Deb. “She is one of those wonderfully influential faculty

members that the University has had for so many years. All those who have had the privilege of being taught by her are so incredibly enriched by having her in their lives. We've been very, very lucky. She's given her whole career to education and there are not many people who do that."

And it is through Dr. Deb's example that Dr. Taylor has forged her own path. "I give a lot back in my community because of the example she's given. I taught for a time because I did love teaching, and Dr. Deb encouraged everyone to find their niche."

Drs. Taylor and Teodoro endowed the fund with the assurance that it will be renamed the Dr. Deborah Studen-Pavlovich Fund upon Dr. Deb's retirement to remind donors of all that Dr. Deb has done for those students she feels most passionate about. It will continue to provide support for educational initiatives for residents in the Department of Pediatric Dentistry in the School of Dental Medicine and continue to enable pediatric residents to enjoy the high-quality intellectual experiences that Dr. Deb so values. And, ultimately, she hopes this will properly honor Dr. Deb—a woman who has made such a lasting impact upon all those who have had the pleasure to meet her. After all, in the words of Dr. Taylor, "She's quite a gem."

We hope you will join us by making a gift in honor of Dr. Deb for all that she has done. To find out more about this fund, please contact **Paul Casey** at **412-383-7544** or email **pbc8@pitt.edu**.



Dr. Deborah Studen-Pavlovich is flanked by Dr. Indru Punwani, past faculty of Pitt Department of Pediatric Dentistry; Dr. Adriana Mosesto Vieira, chair of the Department of Pediatric Dentistry; and Dr. Bernard J. Costello, dean.

IN MEMORIAM

Dr. Richard Blustein (DDS '63)
May 3, 2019

Dr. Arthur C. Clouse (DDS '59)
December 20, 2018

**Dr. Richard J. Doerfler (DMD '86,
MDS Ortho '89, MS Anat & Histo '93)**
September 18, 2019
Former Faculty

Dr. Frederick P. Eichel (DDS '56)
July 24, 2019

Dr. Richard B. Frost (DDS '51)
December 24, 2018

Dr. R. Graham Hoffman (DDS '63)
August 20, 2018

Dr. Mark A. Karla (DMD '00)
July 1, 2019

Dr. David O. King (DDS '62)
June 10, 2019

Dr. Lawrence W. Krespan (DDS '50)
May 24, 2019

Dr. Ernest W. Meharr (DMD '69)
January 7, 2019

Dr. George A. Nohaile (DDS '58)
August 6, 2018

Dr. Nicholas P. Piesco
February 7, 2019
Former Faculty

Dr. Paul D. Shockey (DMD '67)
July 11, 2019

Dr. Dwight Robert Sipes Jr. (DMD '70)
July 29, 2018

Dr. Charles E. Stoner Jr. (DDS '55)
August 17, 2019

Dr. David L. Sumney (DMD '70)
August 2, 2018
Former Faculty

Dr. James Brooks Sweet (DDS '64)
July 22, 2019

**Dr. James A. Wallace (MDS Endo '80,
MS Anat & Histo '88)**
August 6, 2019
Former Faculty

Dr. Charles Zlock (DDS '56)
July 12, 2019



FEBRUARY 25 PITT DAY OF GIVING (PDOG)

University of Pittsburgh's most important
fundraising day of the year.

GIVE TODAY. TRANSFORM TOMORROW.

CUTTING EDGE IMAGING

Revolutionize your practice with
Digital 2-D imaging and Cone Beam Computed
Tomography (CBCT) 3-D imaging.

CBCT is a valuable diagnostic tool
in treatment planning for implants,
maxillofacial trauma, orthodontic and orthognathic
procedure planning, TMJ analysis, and sinus pathology.

Our Board-certified oral and maxillofacial radiologists
provide both imaging and interpretation for 4 volume
sizes: single site, single or double jaw, and full volume.

Qualified radiology technicians perform all the scans
Quick turnaround time on imaging and reporting
Our prices are very reasonable and competitive

412-648-8612 anp60@pitt.edu

WE ALSO PROVIDE:

Oral Medicine/Clinical Pathology Services
412-648-9100

Oral & Maxillofacial Pathology Biopsy Services
412-648-8629

University Dental Health Services
Oral and Maxillofacial
Radiology Imaging Service

HOW YOU CAN SUPPORT PITT DENTAL MEDICINE THROUGH A CGA

Rates rise for the first time since 2012

Thanks to your sound investment choices and the strong market returns of the last decade or so, you could be holding securities that have greatly appreciated since you purchased them. Perhaps you are considering selling a portion of those investments. Many in your situation are choosing to donate their appreciated assets as gifts directly to the University of Pittsburgh. Such a gift not only benefits pioneering research and student scholarships at Pitt, but it could also help reduce your tax burden and create a reliable secure income stream for you and/or a loved one.

With a charitable gift annuity (CGA), you can make a donation to the University of Pittsburgh School of Dental Medicine using cash,

marketable securities, or other assets, and the University pays you and/or a designated beneficiary a fixed income for life. With a CGA, you can feel secure knowing you can count on receiving stable payments for as long as you live. At the time of the last income beneficiary's death, the remaining funds from your charitable gift annuity would be used to support Pitt Dental Medicine.

Rates for charitable gift annuities are set by the American Council on Gift Annuities. On July 1, 2018, those rates jumped by as much as a half percentage point depending on the age of the donor—making a CGA an even more valuable investment.

Age(s) of Annuitant(s)	One Life— Annual Annuity Rate (%)	One Life— Charitable Income Tax Deduction per \$10,000	Two Lives— Annual Annuity Rate (%)	Two Lives— Charitable Income Tax Deduction per \$10,000
60	4.7	\$2,254	4.1	\$1,771
65	5.1	\$2,798	4.5	\$2,089
70	5.6	\$3,414	5.0	\$2,500
75	6.2	\$4,124	5.5	\$3,173
80	7.3	\$4,595	6.2	\$3,831
85	8.3	\$5,341	7.3	\$4,363

* For illustration purposes only. September 2019 Discount rate of 2.2%.

To learn more, contact **Shannon Christof** in the Office of Planned Giving at **412-383-0480** or **schristof@pitt.edu**.

For planned gifts to Pitt's Schools of the Health Sciences, contact **Cynthia Caldwell** at **412-647-0515** or **ccyndi@pmhsf.org**.



REMEMBERING DR. RICHARD DOERFLER

Dear Colleagues and Friends,

It is with great sadness that I inform you that the School of Dental Medicine lost a dear friend and valued colleague, Dr. Richard Doerfler, on Wednesday, September 18, 2019, after a courageous battle with amyotrophic lateral sclerosis (ALS). Richard has been a valued faculty member of Pitt Dental Medicine since 1987 in the Department of Orthodontics and Dentofacial Orthopedics, and recently received the Distinguished Alumnus of The Year Award in 2018 in Advanced Education. He will be missed by all and our hearts go out to his wife, Jane.

Please keep Richard's family in your thoughts and prayers as they go through this difficult time.

Dr. Richard Joseph Doerfler, of Fox Chapel, formerly of State College, passed away on September 18, 2019, surrounded by his family, after a courageous battle with ALS. Survived by Jane Gravatt Doerfler, his wife of 34 years; as well as his son, Dr. William Reed Doerfler; his daughter-in-law, Dr. Lindsey Saldin; and his daughter, Bethany Doerfler, Richard is also survived by his mother, Barbara Doerfler (William, deceased); siblings, Linda (Joseph) Bartolacci, Judy (Angelo) Napoleone, James (Theresa) Doerfler, Mary (Thomas) Callaghan, and Bethany (Samuel Karow)

Doerfler; as well as a large and loving family of nieces, nephews, aunts, uncles, cousins, and many dear friends.

A graduate of St. Sebastian Parish elementary school in Ross Township and North Catholic High School, Richard earned degrees from St. Vincent College in 1982 and the University of Pittsburgh School of Dental Medicine in 1986. Additionally, he received a Master of Arts degree in Anthropology and a Master of Science degree in Anatomy from the University of Pittsburgh, as well as a Master of Dental Science in Orthodontics. After treating thousands of patients at flourishing orthodontic practices in State College and Clearfield, Pennsylvania, Richard moved home to Pittsburgh, where he focused on spending time with his family and friends, raising money for ALS research, and advising orthodontics residents at the University of Pittsburgh.

Richard first developed an interest in teaching at Pitt Dental Medicine in 1987, when he became a teaching assistant in the Department of Orthodontics and the Department of Anatomy & Histology. He became an assistant professor in 2001 in the Department of Orthodontics, and in 2017 began teaching full-time in both the University of Pittsburgh Medical School and the Dental School. Always active in his profession, Richard published professional articles and reviews and served as president for Dental Societies in the central Pennsylvania region. In

recognition of his many achievements, he received the Distinguished Alumnus in Advanced Education award from the Pitt Dental School in 2018. Richard served on numerous boards and professional societies, including the advisory board for Schreyer Honors College at Penn State University and the Board of Directors for Nittany Bank. He became a Certified Financial Planner in 2005. A devout Catholic, Richard served the Diocese of Altoona-Johnstown and the Diocese of Pittsburgh in various capacities, including as a deacon candidate. He had been working on a Master of Theology degree from the Augustine Institute since 2014.

An avid cyclist and triathlete, Richard completed many endurance races and - just a few days before his death - led "Team Doerfler" at Point State Park for the ALS Walk, raising over \$28,000 for ALS research.

A Mass of Christian Burial was celebrated in his honor at St. Paul Cathedral on Saturday, September 21, 2019, and burial followed at St. Vincent College.

In lieu of flowers, contributions may be made to the Pitt Dental Medicine Orthodontics Residency Fund that he established at the University of Pittsburgh or to the St. Vincent DePaul Society.

Regards,
Bernard J. Costello, DMD, MD
Dean and Professor

For more information or to support the Orthodontics Residency Fund that was so important to Dr. Doerfler, please contact **Paul Casey** at **412-383-7544** or **email pbcs8@pitt.edu**.



CALENDAR OF EVENTS

For up-to-date details on any event listed, please visit dental.pitt.edu.

2020

FEBRUARY

FEBRUARY 14

**14th Annual Health Sciences
Foundation Winter Academy**
Ritz-Carlton Naples, FL

**For more information, please contact
Paul Casey at 412-383-7544**

FEBRUARY 15

**Pitt Dental Medicine
Winter Retreat Dean's Brunch**

9-11 a.m.
Bonita Bay Club
Bonita Springs, Fla.

All Pitt Dental Medicine alumni and
friends are welcome

FEBRUARY 25

Pitt Day of Giving (PDoG)

University of Pittsburgh's
most important fundraising
day of the year. Give Today.
Transform Tomorrow.

MARCH

MARCH 5

**2020 Valley Forge Dental
Conference Alumni Reception**
Valley Forge Casino and Resort
Alumni and friends welcome

TBD

**Twenty-Sixth Annual Bowser Memorial
Continuing Education Lecture Series**

**For the most up-to-date details, please visit
dental.pitt.edu/ce**

APRIL

APRIL 23

**Pitt Annual Graduate
Commencement Convocation**

APRIL 26

**Pitt Annual Undergraduate
Commencement Convocation**

MAY

MAY 2

20th Annual Dean's Scholarship Ball
6 p.m.
Heinz History Center

MAY 15

**Pitt Dental Medicine Senior
Luncheon and Senior
Awards Ceremony**
11:30 a.m.
Location TBD

MAY 16

**Pitt Dental Medicine
Diploma Ceremony**
1 p.m.
Heinz Hall

FOLLOW US

Instagram

[pittdentalmedicine](https://www.instagram.com/pittdentalmedicine)

Twitter

[@pittdental](https://twitter.com/pittdental)

Flickr

[https://tinyurl.com/
pittdentalmedicine-flickr](https://tinyurl.com/pittdentalmedicine-flickr)

Facebook

- University of Pittsburgh School of Dental Medicine
- University of Pittsburgh School of Dental Medicine Alumni Association